

# Arts Award Explore

Visit to: \_\_\_\_\_

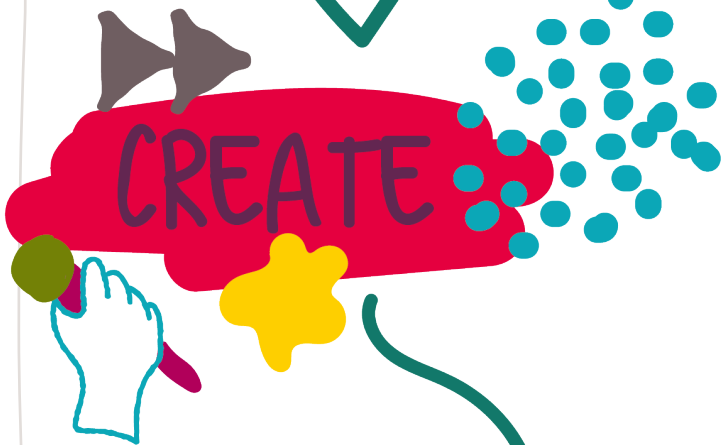
Name: \_\_\_\_\_

Arts Award Explore Sketchbook  
#cadwcreators

# Cadw Creators: Arts Award



Arts Award Explore is a fantastic chance for you to get an award and a really cool certificate that you can show to your friends, family and teachers. All you need to do is work your way through this special sketchbook and fill in each of the pages. Be as creative as you wish: draw pictures, use photos, print stuff from the internet and use pictures from magazines. You can also add additional pages if you want.



# INSPIRE



While on your visit, look around you.  
What can you see?



Make a circle with your hands like this. Hold your hands up to frame a view that you like or that interests you. This might be a landscape view, or something up close. Make a sketch or take a photo of what you see – you can draw in this space or stick your photos in here later.





Close your eyes and listen. What can you hear? Describe these here, or even make a sound recording.



Go right up to the building or monument and touch it. Can you describe what you can feel?



Are there smells or tastes that you are experiencing?




How does the site make you feel?

---

### Gwnewch un o'r gweithgareddau celf hyn nawr:

- Collect some natural materials (leaves, grass, stones, twigs) from around the site. Lay these out on the ground, or on a sheet of paper, to create a pattern, picture or collage.
- Write a short story or poem about your experience of visiting the site. Tip: think about what you can see, hear, smell or feel.



➔ **Don't forget to stick your artwork or a photo of your artwork in your sketchbook.**

# EXPLORE



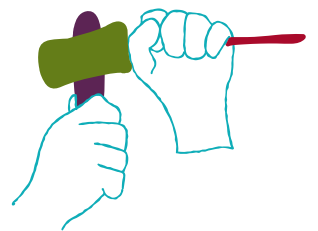
Think about the craftspeople and artists whose work is linked to this site. For example, think about who made the building, the flags, the gardens, or anyone who is creating art at the site during your visit.

Which artist or craftsperson did you find out about?

Why did they interest you?

How did you find out about them?

- ✿ Craftspeople building
- ✿ Artists making glass
- ✿ Music played
- ✿ Decorating the site
- ✿ Music festivals
- ✿ Furniture made
- ✿ Weapons made
- ✿ Feasts with fabulous food
- ✿ Plays performed
- ✿ Songs sung
- ✿ Dancing
- ✿ Contemporary arts and craft
- ✿ Beautiful gardens created
- ✿ Architects designing and building
- ✿ Baskets woven
- ✿ Clothes made





The Cadw site you are visiting is an arts and culture organisation. Can you find out something that interests you about the organisation?




**Tip:** You could ask a member of staff about how the site is looked after or shared with the public, or find out what arts activities take place here. Maybe you can see how the story of the site is made available to visitors, or where some restoration work has taken place.

Write about what you have discovered here:



# CREATE

Now it's your turn to create some art or craft.




**Tip:** Use your research about the Cadw site to inspire your work. Think back to your notes on page 1 of your sketchbook.




**Tip:** You can make anything you like. If you're not sure, consider drawing, collage, painting, outdoor sculpture, video, dance, a song, a poem or rap, sound art, photograph, pottery, animation, comic strip, costume or something else of your choice.

What do you plan to make?

What materials, equipment, props or instruments will you use?





# CREATE

Now it's your turn to create some art or craft.



Think about the steps you will take to create your piece of art, performance or craft work.

Describe the steps here or use this space to stick photographs of you making the work, step by step.

In this space, stick in a photo of your final piece of work. If it's not visual, provide a link to where it can be seen.






# SHARE

Now it's time to share your creative journey.




What did you enjoy most?


What new things did you learn?



 **Tip:** this could be something about your visit, the arts or crafts you found out about, or a new creative skill.

How have you shared your Arts Award Explore journey?

 **Tip:** You could talk about your project within a group, display your work, perform to a small audience, or share on social media.

Add photos of you sharing your work here.





To gain an Arts Award Explore certificate, you will need to complete each section of this sketchbook and provide photographs, drawings, recordings or other evidence of your creative journey.

Tick these boxes to make sure you have completed the sketchbook activity:

- Visited an arts or culture organisation.
- Completed the drawing or photography activity.
- Created a piece of writing, or artwork with natural materials.
- Found out about craft and art forms linked to the site.
- Found out about a cultural and arts organisation.
- Found out about one artist or craftsperson.
- Planned and made a new piece of your own artwork.
- Shared your artwork.
- Thought about what you have learnt.

I \_\_\_\_\_ (please sign) confirm that all the work in this book is my own.

Now add your name and address in the box below and hand it to your Arts Award trained Advisor

Name: \_\_\_\_\_

Address: \_\_\_\_\_

Postcode: \_\_\_\_\_ Date of birth: \_\_\_\_\_ Age: \_\_\_\_\_

Once your Arts Award Explore project has been assessed, your sketchbook will be returned to you, along with a certificate in your name.

This Arts Award Explore sketchbook has been designed by Cadw and supported by Welsh Government and the National Lottery Heritage Fund.

[www.cadw.gov.wales/learn](http://www.cadw.gov.wales/learn)  
 @cadwwales  
 #cadwcreators

